

Southeastern Antique Radio Society

In this issue . . .

Lansing report	page 2
Secretarial scribbles	page 3
Bunis CD-ROM	page 4
Is Catalin Hazardous?	page 5
Classifieds	page 7

Summer 1998

A MOST MYSTERIOUS HUM

KRIS L. GIMMY

I was sitting there listening to my 1940 Zenith console when suddenly I was blasted by a loud, continuous 60-cycle hum. My Zenith is model 10S470, often called the "poor man's Stratosphere" because it has a curved niche in front with a 12-inch speaker firing downward into it. It also has push-pull 6V6 audio output tubes, so when it decided to hum, I really heard it.

I unplugged the console and set about removing the chassis—not an easy task because of the extra controls located in the "ears" on either side of the big black dial. But it had to be done. The problem was bound to be a bad electrolytic condenser in the power supply.


After an hour of work, and many measurements, I was baffled. The

filter condensers were fine, and so was the entire power supply. All voltages were right on the money, and ripple was very

very small. The hum was driving me nuts as I studied the circuit diagram, and without thinking about it, I reached over and turned down the volume control. That stopped the hum!

So I started at the front end, and pulled out tubes one at a time to see what stage was "injecting" the hum onto the signal. (I had also noted that I could still barely hear my station under the hum). The hum persisted until I pulled the 6Q7G detector tube. All became silent, and a quick test at the phono input showed that the entire amplifier section was good.

To my surprise, the 6Q7G tested "good" on my Knight tube tester. I had expected to at least see a "short" indicated. As a last resort, I plugged in a new 6Q7G and everything was fixed. No hum. Good reception. It must have been a filament-to-something short? Any ideas?



The "poor man's Stratosphere."

PRESIDENT'S PAGE

Wow! What a great Summer this has been for radio collecting, both buying and selling. There have been so many great swap meets and hardly enough time to stop and savor and appreciate all the new acquisitions. In general, the weather has been hot and dry, and despite the threats of showers up at Elgin, Illinois, there have been no rain-outs. We have really been lucky.

My Summer adventures started out at the Cincinnati (Northern Kentucky) meet in June. I had never been there before, but it came highly recommended by Larry Smith and Charlie Milton. I worked out the arrangements with Charlie to travel with him up to the meet from his place in Frankfort, KY. I flew up to Lexington, KY from Atlanta the day before and Charlie met me at the airport and drove me through the beautiful bluegrass and horse-farm country from Lexington to Frankfort. As a side adventure, he gave me a tour of the State Capitol and some of the historical sites, including Daniel Boone's burial place. Frankfort has got to be one of the most beautiful Capitals in the country. Then we spent the rest of the afternoon reviewing Charlie's wonderful collection of radios and communications equipment. Larry Smith joined us for dinner and we yakked for hours more before we bedded down for a very short night.

The Cincinnati show is known to be an "early bird special." I mean, we were up at 0300—that's the middle of the night—pitch black! We drove for more than an hour up the interstate and pulled into the parking lot by 0500. People were already set up and selling radios under the parking lights, and flashlights were scanning the displays. We leaped into the action and in no time at all we were hauling radios back to our cars. It was exciting fun and we found some great radios for very reasonable prices. What was really neat about the whole experience was that we were a team helping each other finding things that we were looking for. There was a lot of "Hey, come over here. Here's something you've been looking for." When the pace

(Continued on page 2)

(President's Page, continued from page 1)

slowed a bit, I looked at my watch—it was only 8:00! The working stiffs were all getting out on the highways to go to work and here we were, exhausted from our radio blitz. After the sun got up, it began to warm up, and Bob Niven graciously supplied us with Georgia bottled water. By 10:00 Larry was already on the road home with his car crammed with radios, including a couple for me.

Charlie and I made another perusal of the area for any missed bargains, and sure enough we found a few more. By 11:00 we were heading south for Lexington, so I could catch a flight home. I slept on the airplane all the way to Atlanta to ease my sleep deficit from the night before. It was a crazy two days, and besides some wonderful "finds," the most fun was the company of great friends enjoying our hobby, helping each other find stuff, and sharing our enthusiasm for our acquisitions. Thanks for the memories.



SARS SUMMER MEET—A GREAT SUCCESS

GORDON HUNTER

In an attempt to give our new club members and those who can't attend the big meets up North a chance to enjoy the excitement of a radio swap meet, we decided to put an easy-to-organize meet right here in our own backyard. We picked the Fairfield Inn at Alpharetta for the site because of its great location and willingness to host us and provide discounts for out-of-towners (\$50/night). Larry Smith took care of national publicity and I handled the local promotion. In order to broaden the base and create more local interest, I arranged to join with the Corvair Car Club of Atlanta to have a joint antique radio and car meet. It worked out very well as we got some great publicity in the local papers. The Corvairs set up in the front of the hotel and the radio meet was in the back. There were 16 Corvairs plus Bob Niven's crazy little Citroen. As for the radios, there were between 30 and 40 vendors and business was brisk. Everyone has commented what a great meet it was and they hope that we'll do it again—and why not?

LANSING—THE EXTRAVAGANZA CONTINUES

GORDON HUNTER

My goals for the year were to hit the big three meets of the North—Lansing (July), Elgin (August), and Rochester (September) with the warmup being Cincinnati in June. So, with the excitement of Cincy priming me for the big three, I was ready for the first one at Lansing. The Michigan Antique Radio Club (MARC) calls this show the "Extravaganza," and from my short experience of having attended it two years ago, I felt that it was one of the best I'd ever been to. MARC, headed by Jim Clark, runs one of the best organized events that I have seen. They run a smooth event that is handled by lots of very friendly and helpful people.

I decided to hook up again with Larry Smith and we shared a room at a motel just across the street from the meet. I flew in from Atlanta, via Cincinnati, and arrived after midnight, which made for another short night when we set our alarms for 4:45. People were starting to set up at 5:30 and by 6:30 the pace was humming. MARC provided free juice, coffee, donuts and fruit. The day was perfect—cool and sunny. There were bargains galore. True to fashion, Larry had acquired his quota by noon and checked out to head south. Mike McKeel pulled in after noon and he took Larry's slot at the motel. Other SARS members attending were Bob and Marilyn Niven with a big table and trailer of radios to sell, Don Patterson and Paul Squires, and John Wynne.

We were exhausted by the end of the day, and after dinner, Mike, John and I went back to the convention center to take in a Detrola presentation and exhibit that was the best that I've ever seen. It was *huge*, and the quality of radios was unsurpassed. I think that in a year or so, we're going to see a book come out on Detrola radios. The expertise is there and the research has been done by Michigan Radio clubbers.

There was also an outstanding lecture on radio periodicals and their genealogy.

The next morning the action was a little slower starting, but by 7:30 the pace was humming again. I found a couple of early bargains, and then added more with some folks who were determined to sell out their radios before they packed up. A couple of guys were even giving away some consoles that were not that bad.

The famous Extravaganza auction was moved up this year to the early afternoon on Saturday, and there were hundreds of items. The auctioneer was again Col. Rich Estes and he was just as smooth and personable as ever. I had to leave after two hours to catch a flight home, but the auction was only about a third through at that point, with the highlight being the sale of an antique and historical Marconi set that was a bargain at \$15,000-plus. I left a couple of items for John Wynne to bid for me and I was able to buy a Motorola 9-inch TV for \$55. Thanks John for helping me out. I waddled to the airport with my two carry-on bags bulging with radios and once again Larry Smith, Mike McKeel and John Wynne helped me out by bringing some radios home for me. We're going to have to rent a motorhome next year to camp in and to cart home our booty.

Once again the Lansing Extravaganza lived up to its name, and in my humble opinion is one of the very best, if not *the* best, meet of the year.

As this is being written, I couldn't get organized in time to make the second meet of the "big three" at Elgin, so now I'm pointing toward Rochester in September. I've never been there before, so I'll give you a first-timer's report in the Fall newsletter.

SCRIBBLES FROM THE SECRETARY
BOB NIVEN AND JOHN PELHAM



After diligently and competently performing the duties of club secretary since the club's inception, Joe Howell has decided to step down. Thanks Joe! John Pelham filled in temporarily on secretarial duties in April and May; Bob Niven took over starting in June.—Ed.

SARS Meeting April 13th, 1998

Gordon called the meeting to order at 6:45 PM. Discussed was the need to decide on a theme for the Fall Mega Meet. Volunteers are needed to chair Mega Meet committees.

The guest speaker was John Frue, owner of WYXC 1270 kHz AM, Cartersville. Mr. Frue shared his experiences of owning a small-market AM broadcast station today. He also mentioned that when he moved to Atlanta in 1946, there were only four Atlanta radio stations, all AM of course: WAGA 590, WSB 750, WGST 920 and WATL 1400. While speaking about the market dominance of FM over AM, he said that it was in the late 1970s when the FM audience size finally grew to exceed the AM audience, and now it's about 80% FM, 20% AM.

The Show and Tell topic was "non-radio antiques" and a good time was had by all. John was showing off his wristwatch collection and was, of course, having too much fun to write any of it down.

SARS Meeting May 11th, 1998

Gordon called the meeting to order at 6:50 PM. There were 16 attendees. The Fall Mega Meet was discussed: The last weekend of September was taken by another hotel function, so we were forced to move to the first October weekend. We'll have the same ballroom space that we used last year. Steve Davis volunteered to be in charge of the Fall Mega Meet display, and decided then and there to limit the display scope to *plastic radios of the 1930s*.

Gordon suggested an impromptu Summer swap meet at the Spring location in Alpharetta. This idea was met with enthusiasm and no dissent, so we'll make it happen.

Our guest speaker was our own member Blake Hawkins, who spoke about his experiences in the radio industry in the 1950s, 60s and 70s. He said that in the 1930s and 40s, the record industry fought the radio industry, viewing it as competition that was stealing its business. It wasn't until the 1950s that the record industry realized that radio could sell records. During his informative talk, Blake also spoke of such things as preacher-driven boycotts for playing rock-and-roll, and meetings to decide if *(I Can't Get No) Satisfaction*, by the Rolling Stones, could be played on the air.

The Show and Tell topic was "T, U, V and/or W" radios, and John can't remember a thing.

SARS Meeting June 8th, 1998

Called to order at 6:45 PM by Gordon Hunter. Eighteen members attending with one prospective new one, Ken McClure. It was noted that there was a hamfest on June 20th in College Park. The Fall Mega Meet was discussed with the dates being October 2nd and 3rd, 1998. The meet being held at Howard Johnson Midtown.

The scheduled speaker did not show up, so Gordon Hunter called for a short verbal bio from each member. It was very interesting to learn more about fellow members. Steve Davis discussed his most excellent article on the various type of plastics that appeared in the Spring newsletter. Barry Ethridge discussed his attempt at casting replacement knobs with materials purchased at a local craft store. He was very successful at making the mold and casting the part. However, color matching proved to be nearly

impossible. Using standard color mixing techniques was not the answer. More to come from Barry on this in the future.

Show and Tell was on radio paper and paraphernalia. Many interesting books, articles, signs and literature items were shown. There was a comparison on Riders manuals—the original paper version vs. the two versions on CD-ROM. The result was that you get what you pay for. The original paper version being the best, and the CD-ROM versions' quality of detail according to price.


The meeting was adjourned at 8:00 PM

SARS Meeting July 13, 1998

6:41 PM, the meeting was called to order by Gordon Hunter. Twenty people attending. Old business regarding the Fall Mega Meet on October 2/3 1998. Theme for the meet will be pre-war plastic radios. No sales before 8:00 AM on Saturday. The summer swap meet will be held at the Fairfield Inn, exit 9 off of Georgia 400 on July 18th. There will also be a Corvair Club show in front of the Fairfield Inn.

Gordon introduced Ray Moore, 76 years old, the retired News Director of WSB Radio. After a brief talk, Ray showed a White Columns video and narrated many interesting and special events throughout the WSB history. Ray himself was in the video as well as Aubry Morris (attending). It was sad to note the passing of the era of White Columns and the radical changes in radio.

Show and tell had many interesting radios. Meeting was adjourned at 7:50 PM.



Model SX-28 SUPER SKYRIDER

Hallcrafters 1941 version of the Super Sky Rider! Here is a communications receiver that sets new standards of performance! Six tuning bands cover a continuous range from 540 kc to 43 mc. These six bands instead of the usual four assure the most satisfactory L/C ratio on each band. A total of 14 tubes is used as follows: 6SK7 1st r.f. amp.; 6SK7 2nd r.f. amp.; 6SA7 mixer; 6SA7 temperature compensated high frequency oscillator; 6L7 1st i.f. amp. and noise limiter; 6SK7 2nd i.f. amp.; 6B8 2nd detector and meter; 6B8 a.v.c. amplifier; 6SK7 noise amplifier; 6H6 noise rectifier; 6SC7 1st audio amp.; 2-4V6GT push-pull output amp.; 1-5Z3 rectifier.

Circuit features include: 2 r.f. stages, push-pull high fidelity audio, 6-step wide range selectivity, band pass audio filter, wide angle "S" meter, phono jack, adequate headphone output, improved signal to noise ratio, 80/40/20/10 meter amateur bands calibrated, temperature compensated h.f. oscillator. The chassis is of No. 14 gauge steel cadmium plated. The 8 1/2 x 19" rack type panel is of 1/8" thick steel with etched control markings and finished in Morocco. Cabinet dim.: 20 1/2 x 14 1/2 x 9 1/2" deep. Cabinet is finished in machine tool gray wrinkle. K21083—Model SX-28 with crystal and tubes but less speaker. For 110 volts 50/60 cycles a.c. operation. Shpg. wt. 30 lbs.

CASH PRICE **\$159.50**

Terms: \$15.95 Down \$12.68 per month for 12 months.

K21152—Hallcrafters-Jensen bass-reflex enclosure with 8" speaker. Dim. 23 1/2" high, 10 1/4" deep, 17 1/2" wide. **YOUR COST \$19.50**

K21153—Same with 12" speaker, 30x16x22 1/2" wide. **YOUR COST \$29.50**

K21193—Table model 10" speaker in cabinet. **YOUR COST \$12.00**

THE BUNIS CD-ROM, A MINI-REVIEW

JOHN PELHAM

IT'S THE FAMILIAR PRICE AND PICTURE RADIO GUIDE BY MARTY BUNIS, EXCEPT IT'S ON CD-ROM, FOR USE WITH A COMPUTER. ALSO, IT'S THE "COMPLETE EDITION," MEANING IT CONTAINS ALL THE PICTURES AND DESCRIPTIONS FROM ALL FOUR PRINTED VOLUMES—AND MORE.

The files on the CD-ROM are all "HTML" files, meaning they're viewed with a web browser. Both Netscape and Microsoft give away their web browsers for free, so this requirement shouldn't be much of an obstacle. And the web-page format, complete with hyperlinks, is a very efficient method to present the wealth of data contained herein. It operates in a manner familiar to anyone who's surfed the Internet.

Since it's just web pages, no software installation is needed—just pop the CD into the computer's CD-ROM drive and away you go. I won't dwell too much on the obvious—the basic content is the same as that contained in the four Bunis books. I'll concentrate on the differences, and nitpick a few shortcomings.

The prices appear to have been updated from Volume IV, as some of them are different. While they sort of get you in the ballpark of a radio's value, they still evidence the shortcoming I've felt has always been present in the Bunis (and other) guides: The prices fail to account for what's hot in collecting. The extremely desirable beetle or Walton set, for example, is grossly underpriced. In my experience they can sell for several times the Bunis price, while run-of-the-mill boring bakelites, such as most RCA Victors or

Sentinels, to pick on two brands, often sell for much less than the Bunis value, if they can be sold at all.

The CD-ROM contains some bonus features. There's a "photo index" which lists only the pictured radios. The index consists of small 'thumbnail' photos of each radio. Each picture is a hyperlink to the full-size picture and the description for that particular radio. This feature is useful, and loads of fun to browse through.

Then there's the Zenith research section. Here, you can cross-reference Zenith radios by model

number, serial number, or chassis number. This is a

number, serial number, or chassis number. This is a very handy feature if you've got a mystery Zenith with only a serial number, or chassis number, for identification. Once you've found the correct model number, you can look up the corresponding chassis, and see the tube complement.

Here's a list of small things that I don't like about the CD-ROM and its delivery of the Bunis guide information:

1. I would like a notation for each pictured radio that tells which paper edition of Bunis (I, II, III or IV) contains the picture. A few times I've wanted to refer friends to their paper guides after finding a radio on the

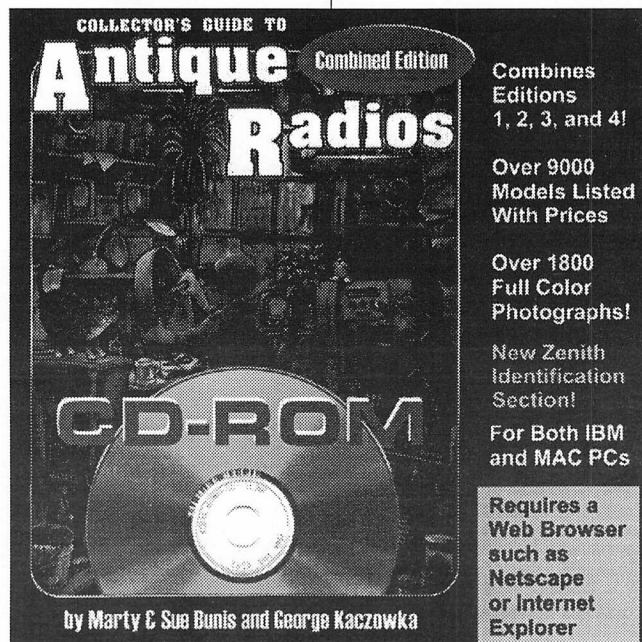
CD-ROM, but the CD-ROM doesn't tell which of the four editions the picture's in.

2. Radio listings are separated by brand name. Each brand gets an HTML page—except in the case of the more prolific manufacturers, such as Philco and Zenith, when the listing is split into two pages. These two split listing pages are shown in the index simply as Part 1 and Part 2. It would have been nice if there were some indication of where the split occurs; i.e., if I'm looking for Zenith 9S232, is it on Page 1 or Page 2? As it is, one has to guess, and spend extra time navigating the pages if one guesses

incorrectly.

3. And speaking of this Page 1 and Page 2 business, it would have been nice to have a hyperlink from one page to the other. As it is, one must return to the index page to get from Page 1 to Page 2 or vice-versa.

Nits aside, this is a great, easy-to-use data source for all the information contained in all the Bunis radio guides. For me it's a must-have. I almost forgot to mention that it sells for \$40 and is available from all the antique radio book suppliers, as well as Marty Bunis directly.



IS CATALIN HAZARDOUS?

KRIS L. GIMMY

The article in the Spring newsletter, "Pre-War Plastics," by Steve T. Davis, was excellent. However, it did not include any comment on whether or not it is safe for the collector to sand, buff or polish these plastics. I mention this for three reasons:

1. I have been asked this question.
2. There is a guy on the Internet who claims working on catalin cabinets will make you sick.
3. An article in the June 15, 1998 Forbes magazine (on collecting catalin radios) stated "The process of making Catalin proved toxic."

I decided to research this by going to the two prime reference books: *Dangerous Properties of Industrial Materials* by Sax, and *Hazardous Chemicals* by Lewis. These very large books list tens of thousands of products that must be handled with care. They range from mildly irritating to instantly fatal. These books are used every day by chemical companies, the EPA, and the National Institutes of Health.

The bottom line is that none of the plastics used in radio cabinets is listed as a hazardous material—not even phenolformaldehyde (i.e. catalin). Now, just because it isn't in the books doesn't mean you can't make yourself sick. If you ground up a catalin cabinet and ate it, you would probably become very ill. More realistically, if you are going to use sandpaper on any radio cabinet (even wood) you should wear a simple dust mask. Your lungs do not like being flooded by foreign dust particles. I prefer to use wet sandpaper when I sand a catalin cabinet. It does a better job, it keeps the dust in the water, and the wet plastic lets me see how it will look after the final polishing step.

It's possible that the suspicions of toxicity arise from the chemicals used to make the plastics. The phenol and the formaldehyde that were combined to make catalin are both very toxic. The people who mixed these chemicals and heated them to make the plastic resin may indeed have been at risk if they did not use protective measures. But the final product, catalin or bakelite, is very inert. Plaskon and beetle are inert as well. Even the modern plastics like vinyl and polystyrene are made from hazardous chemicals, but are quite inert when combined as a plastic.

Nature works in unusual ways. Consider ordinary table salt, which we all know is sodium chloride. Nobody "makes" salt; they just mine it. But if you wanted to make salt you would start with sodium and chlorine. Sodium is a metal that's so reactive that if you put water on it, it catches fire and turns into lye.

(Continued on page 6)



MODEL E-105
10 METAL TUBES 3 BANDS

Colorama Dial, Automatic Frequency Control, Personalizer, Sentry Box, Sliding-rule Tuning Scale, 12-inch Shielded Dynamic Speaker, Master-speech Control, Bass and Treble Compensation, Tuning Range: Standard Broadcasts, International Short-wave, Police Calls, Aviation Reports, Amateur Reception, Automatic Volume Control. Ten watts output.

Cabinet: This distinctive Classical-modern console is thoroughly custom in design. Front panel, of beautifully matched American hickory veneer, rolls and continues over the top. Choice American walnut veneer pilasters, grille and end panels. Slightly two-tone walnut finish. Hand-rubbed and polished to a satin-like lustre.

Size: 40 inches high, 25 inches wide, 11 1/2 inches deep.

LAFAYETTE

5 TUBE AC-DC SUPER

SMART style—metallic performance—these are inherent characteristics of this new Lafayette. In addition, it provides PUSH-BUTTON TUNING—your merely depress one of the buttons on the panel to get any one of your six favorite stations, perfectly tuned on. You'll find it impossible to duplicate this set of anywhere else in the price quoted.

The receiver has a tuning range covering from 550 to 1500 kilocycles, and stations (up to 6) can be tuned by Push-Buttons, or manually by means of the calibrated control knob.

Five tubes are used in the superhet circuit, including 6AR, 6Y7, 6X6 "BEAM POWER" tube for distortionless, high power output, 252Z and a 62A circuit, unusually good tone quality.

Model BE-79 in Walnut Case
Lafayette 5-Tube A.C.D.C. Push-Button Superhet complete with tubes, in Walnut Plastic case. Size: 10 1/2" x 5 1/2" x 8 1/2" high.
Spec. wt. 12 lbs. Code 5H0U. **\$9.95**
List \$19.50. YOUR COST

Model BE-78 in Ivory Case
As above, in Ivory case. Code BALAD. **\$10.95**
List \$21.00. YOUR COST
For 220 volt airtolerator cord, add 75c

LAFAYETTE

It's dainty, it's durable, and it's a swell performer. That's why this new Lafayette is so well suited as an auxiliary set, or as a gift that will be appreciated. It's housed in an attractively styled PLASTIC cabinet that will very little space.

Five tubes are used, including four of the latest "beam" type. Tubes are: 6AG2, 6X7, 6Y7, 6Z6, 6AR, 6Y7, 6X6 "BEAM POWER" tube, and 252Z. A dynamic speaker handles the ample output and provides good tone quality. Most illuminated push-control dial calibrated for the broadest band from 550 to 1500 kilocycles.

Model E-74 in Walnut Case
Lafayette 5-Tube A.C.D.C. Superhet in Walnut plastic case, complete with all tubes and for easy attached aerial. Size: 8 1/2" x 5" x 5 1/2" high. For 110 volts d.c. or a.c. Spec. Wt. 8 lbs. Code 5H2E. **\$7.95**
List \$15.50. YOUR COST

Model E-75 in Ivory Case
Same as above, but in Ivory plastic case. Code 5H2U. List \$17.50. **\$8.95**
YOUR COST
For 220 volt airtolerator cord, add 75c


Radio contents of this catalog copyrighted 1928 by WHOLESALE RADIO SERVICE CO., INC. Published and distributed by W. E. R. Co., New York, N. Y., U. S. A.

W. E. R. CO. WHOLESALE LICENSEE

NEW 1938

ARVIN

*Smart Styles in
Radio*



WITH THE Phantom Filter Circuit


(Continued from page 5)

Chlorine is a greenish gas that was used in the first World War as a "poison gas." But combined, they form a new compound "salt" that is not hazardous—unless you do something stupid like eating a pound of it.

I did run into a confusion factor while studying the reference books. I started by searching for the word *catalin*, and there it was on page BFW750—under the trade name "Catalin CAO-3." It turns out that this is one of about 20 trade names given to the food preservative


preservative BHT. Look at the list of ingredients of most breakfast cereals and you will find BHT. They use a very small amount, but in high concentrations it is hazardous.

Let me conclude by saying again that I did not find phenolformaldehyde listed as a hazardous material. Thus my opinion is that the donuts I eat while wet-sanding a catalin cabinet may be the bigger hazard.



← **ARVIN Phantom Ace Model 568DW—5 tubes . . . 5" speaker**

This smart Arvin is capable of unusual performance for a small radio. "Lay-down" cabinet is just right to set on your bedside night table or anywhere you wish in your home. Down-sloping cabinet face with unique roll-over grille opening in two-tone ivory and mahogany. Improved Phantom Filter Circuit. Two-point tone control and dual range tuning provide splendid reception. Also available in beautiful walnut finish.



← **ARVIN Phantom Pal Model 518DW—5 tubes . . . 5" speaker**

A snappy Arvin with plenty of power to bring in all the worthwhile programs. An ideal "second" radio for use in social rooms, dens and other places where small sets are desired. Improved Phantom Filter Circuit, dual range tuning and other Arvin features. Cabinet in two-tone ivory and mahogany. Also available in choice of walnut and antique white finish.

NOBLITT-SPARKS INDUSTRIES, INC. • COLUMBUS, INDIANA
Form H6. Issued October 1, 1937. 500M Litho in United States of America.

ARVIN

CLASSIFIED ADVERTISEMENTS

Free to SARS members. To place an ad, contact the editor by e-mail (jpelham@mindspring.com), phone (770-476-0473) or postal mail (1185 Bend Creek Trail, Suwanee, GA 30024).

WANTED: R-390 or R-390a receiver in good working condition. No junkers or those with irreversible modifications wanted. Meters and covers a must. Have antiquities to trade or will buy outright at fair price. Charlie Milton, 505 Sampson Drive, Frankfort, Kentucky 40601. Tel (502)695-0819 or e-mail cemilton@aol.com

WANTED: Arvin tube shields. They are cylindrical metal, with spring tabs that fit into slots in the chassis. See a picture on the web at <http://jpelham.home.mindspring.com/617shiel.htm>. John Pelham, 1185 Bend Creek Trail, Suwanee, GA 30024. (770) 476-0473. E-mail: jpelham@mindspring.com.

WANTED: Radios for my collection: Any Arvin "Rhythm" series radio (ca. 1937) such as the Rhythm King, Queen, Master, Junior, or Baby. Zenith models 811, 5R317 or 6D317 (the glass-rod set), 12S267. Coronado 43-8160 (small bakelite with center round dial). John Pelham, 1185 Bend Creek Trail, Suwanee, GA 30024. (770) 476-0473. E-mail: jpelham@mindspring.com.

MESSAGE: Come see my antique radio web site at <http://jpelham.home.mindspring.com/radios.htm>. New radios added frequently.



Southeastern Antique Radio Society Presents.

The Annual Fall Mega Meet In Atlanta!

New Indoor Location!!! Howard Johnson Midtown (Formerly the Castlegate Hotel) Located at, 1750 Commerce Drive NW Atlanta, GA 30318

Just West of I-75, North Atlanta. Special rates available until August 25th \$49 sgl. and \$59 dbl. for all attendees (limited availability so reserve early and don't forget to mention S.A.R.S.). Phone: (404) 351-6100

Friday, October 2

Event Time
"No host" dinner 7:00 p.m.
(Ho Jo Midtown Hotel)

followed by:

Atlanta Radio theater Players (an excellent "Golden Age" radio Production) 8:30 p.m.

Saturday, October 3

Event Time
Registration/Set up 7:00 a.m.
Flea Market 8:00 a.m. (all day)
Plastics Display/contests All day

There will be no buying, selling or trading of merchandise before 8:00 a.m. on Saturday-Enforced!

Fee Schedule

	In Advance	At Door
Vendor Space* (First space, table provided)	\$15.00	\$17.50
Additional Space (table provided)	8.00	10.00
Registration (per family)	5.00	7.50

**Vendor space includes registration fee*

Registration Form


(Save money and avoid early morning delays)

Name: _____
Address: _____
City/State/Zip: _____
Phone: _____

Enclosed

Registration (\$5 per family) _____
Vendor Space (1st space-\$15) _____
Additional Vendor Space(s) (\$8 per space)..... _____
Total \$ _____

Mail form w/check to Tom Atcheson, S.A.R.S., P.O. Box 500025, Atlanta, GA 31150



The Mid Atlantic Antique Radio Club's Radioactivity 98 in Laurel, MD


A year ago in this newsletter, I compared the MAARC Radioactivity 97 to Charlotte's swapmeet, and noted that while it may have been somewhat smaller, the quality of radios was very high. I attended the meet again this year, but this time, although the overall swapmeet size was about the same, the pickin's were somewhat poorer. The selection of tubes and parts was good, however.—Ed.

Southeastern Antique Radio Society

P.O. Box 500025
Atlanta, GA 31150

PRESIDENT: Gordon Hunter (770) 475-0713
VICE PRESIDENT: Bill Johnson (404) 355-6308
SECRETARY: Bob Niven (770) 586-5816
TREASURER: Larry Smith (770) 998-1964

NEWSLETTER EDITOR and PUBLISHER: John Pelham (770) 476-0473



Southeastern Antique Radio Society

Summer 1998

SUPPORT YOUR CLUB!

The Southeastern Antique Radio Society holds monthly meetings on the second Monday of each month at Piccadilly Cafeteria, 3400 Holcomb Bridge Road, Norcross, GA. Meetings start at approximately 6:30 PM. Most attendees arrive early and eat before the meeting. In addition to club business, meetings have a Show and Tell feature, where members bring items to display and discuss. All are encouraged to participate in this fun. See the schedule below, and map, right.

SARS 1998 Show and Tell Schedule

- September:** 'A' radios (like Atwater Kent, Addison, etc.)
- October:** Your favorite radio bought at the SARS Fall swap meet
- November:** The newest (most recent vintage) radio in your collection
- December:** Anything Goes month!

